

Programme Information

Reporting Period	30 September 2017
Programme Inception Date	Jul-02
Restructure Date	Aug-14
Programme Commercial Paper Rating	A1+ (ZA)(sf) by Global Credit Ratings Co.
Maximum Programme Size	R10,000,000,000
Programme Administrator	The Standard Bank of South Africa Ltd (SBSA)
Type of Conduit	Hybrid Multiseller
Contact Person	Mike Brunke
Telephone Number	0117218101
E-mail	mike.brunke@standardbank.co.za

Liability Data

CP Outstanding	R 1 961 000 000
Longest Maturity Date	12-Jan-18
Shortest Maturity Date	06-Oct-17

Liquidity Facility

Liquidity facility available	Yes
Provider	SBSA
Credit rating of provider	P-1.za by Moody's Investor Services
Facility	A1+(ZA) by Global Credit Ratings Co.
Amount drawn under liquidity facility	R 1 961 000 000
	Nil

Credit Enhancement

Programme wide credit enhancement (PWCE) available	Yes
Provider	SBSA
Credit rating of provider	P-1.za by Moody's Investor Services
	A1+(ZA) by Global Credit Ratings Co.

Programme Wide Credit Enhancement

Facility (PWCE)

Maximum permissible limit	R 392 200 000	20% of all Participating Assets
PWCE Limit - higher of:	R 452 991 000	
a) GCR Matrix coverage approach	R 0	The minimum credit rating accorded to any of the Participating Assets is equivalent to 'AA(ZA)', thus no PWCE is required in terms of the matrix coverage approach
b) Portfolio Credit Model (PCM)	R 452 991 000	23.1% of Participating Assets, calculated utilising a model to simulate the default behaviour of the asset portfolio
Subject to PWCE floor	R 294 150 000	15% of all Participating Assets
PWCE committed and not drawn under the facility	R 392 200 000	No amounts have been drawn to date.
Amount Proportional to CP	20.0%	

The increase in the PWCE is due Fitch's downgrade of Transnet Soc Limited from BBB- to BB+.

Disclaimer: Whilst all care has been taken by Standard Bank Limited, Reg. No. 1962/000738/06 ("the Bank") in the preparation of the opinions and forecasts and provision of the information contained in this report, the Bank does not make any representations or give any warranties as to their correctness, accuracy or completeness, nor does the Bank assume liability for any losses arising from errors or omissions in the opinions, forecasts or information irrespective of whether there has been any negligence by the Bank, its affiliates or any officers or employees of the Bank, and whether such losses be direct, indirect or consequential.

Hedge

Provider	SBSA
Credit rating of provider	P-1.za by Moodys Investor Services A1+(ZA) by Global Credit Ratings Co.
Type	Interest Rate
Exposure to conduit	R 0

Conduit Overview

Number of Sellers	5
Aggregate Invested Amount	R 1 969 432 661
Outstanding ABCP – face value	R 1 961 000 000
Top 5 largest transactions (% of invested amount)	
	Mercedes Benz South Africa Limited 38.08%
	Transnet Soc Limited 23.10%
	SuperDrive Investments (RF) Limited 23.51%
	Growthpoint Properties Ltd 15.23%
	Blue Granite 1 (RF) Limited 0.07%
Program Wind Down Event	No

Transaction Information (bonds and loans)

Asset Reconciliation

DATE	s		ISSUER NAME	STOCK CODE	NOMINAL
31/08/2017	Opening Balance				R 2 004 932 661
01/09/2017		Sale	SuperDrive Investments (RF) Limited	SPDA10	R -3 000 000
29/09/2017		Redemption	Transnet	Trans	R -12 500 000
29/09/2017		Redemption	Transnet	Trans	R -10 000 000
29/09/2017		Redemption	Transnet	Trans	R -10 000 000
30/09/2017	Closing Balance				R 1 969 432 661

Disclaimer: Whilst all care has been taken by Standard Bank Limited, Reg. No. 1962/000738/06 ("the Bank") in the preparation of the opinions and forecasts and provision of the information contained in this report, the Bank does not make any representations or give any warranties as to their correctness, accuracy or completeness, nor does the Bank assume liability for any losses arising from errors or omissions in the opinions, forecasts or information irrespective of whether there has been any negligence by the Bank, its affiliates or any officers or employees of the Bank, and whether such losses be direct, indirect or consequential.

STOCK CODE	EXPECTED MATURITY DATE	FINAL LEGAL MATURITY DATE	ISSUER NAME	ASSET RATING (National Scale)*	RATING AGENCY	NOMINAL	PERCENTAGE OF POOL	COUPON / INTEREST RATE	INDUSTRY
BG1B2U	21/02/2019	21/11/2032	Blue Granite 1 (RF) Limited	Aaa.za	Moody's	R1 432 661	0.07%	90	Residential Mortgages
MBSA 1	28/09/2018	28/09/2018	Mercedes Benz South Africa Limited	Aaa.za	Moody's	R600 000 000	30.47%	134	Automobiles
MBSA 2	13/02/2020	13/02/2020	Mercedes Benz South Africa Limited	Aaa.za	Moody's	R150 000 000	7.62%	140	Automobiles
TRANS	21/08/2024	21/08/2024	Transnet Soc Limited	Aa1.za	Moody's	R455 000 000	23.10%	215	Transport & Logistics
GP	28/02/2019	28/02/2019	Growthpoint Properties Ltd	Aaa.za	Moody's	R300 000 000	15.23%	145	Real Estate
SPDA6	21/08/2019	21/08/2024	SuperDrive Investments (RF) Limited	Aaa.za	Moody's	R151 000 000	7.67%	145	Automobiles
SPDA8	21/08/2021	21/08/2026	SuperDrive Investments (RF) Limited	Aaa.za	Moody's	R200 000 000	10.16%	185	Automobiles
SPDA10	21/08/2021	21/08/2026	SuperDrive Investments (RF) Limited	Aaa.za	Moody's	R112 000 000	5.69%	179	Automobiles
Total						R1 969 432 661			

*Current Rating.
All assets are originated in South Africa.
No repurchases or substitutions were made resulting from a breach of warranty/representation

# Bavarian Sky – Current participation ZAR 600,000,000	
Facility Amount:	ZAR 2,000,000,000
Obligor:	Bavarian Sky South Africa (RF) (Proprietary) Limited
Facility Type:	Revolving, senior, limited recourse asset backed loan
Collateral:	ZAR 2,580,000,000 auto loans originated by BMWFS meeting certain eligibility criteria (22.5% first loss credit enhancement)
Reserve Fund:	ZAR 51,612,903
Servicer/Administrator:	BMWFS will service the loans and Maitland Outsourcing will administer the SPV
Initial Tenor:	36 months (initial 12 months are revolving)
Renewal Date:	21-Nov-17
Repayment Profile:	Amortising over an estimated 24 months if not renewed
Interest Margin:	1.55%
Rating:	Credit assessment by GCR to be consistent with A1+za
Performance Status:	Fully performing
Key Collateral Statistics:	<ul style="list-style-type: none"> - Arrears 90-Day and above 1.42% - Used vehicles 41.97% - Non-BWM/Mini vehicle 9.66% - Top region – Gauteng 58.44% - Balloon loans 60.91% - Weighted average Balloon 27.34%

Asset Data	
Weighted average time to maturity in years	5.02
Average time to maturity in years	5.22
Maximum legal maturity	21/11/2032
Maximum scheduled maturity	21/08/2024
Weighted average coupon rate	163.40

Permitted Investments	
F1+	Nil
F1	Nil

Transaction Information (Receivables)	
N/A	

Disclaimer: Whilst all care has been taken by Standard Bank Limited, Reg. No. 1962/000738/06 ("the Bank") in the preparation of the opinions and forecasts and provision of the information contained in this report, the Bank does not make any representations or give any warranties as to their correctness, accuracy or completeness, nor does the Bank assume liability for any losses arising from errors or omissions in the opinions, forecasts or information irrespective of whether there has been any negligence by the Bank, its affiliates or any officers or employees of the Bank, and whether such losses be direct, indirect or consequential.

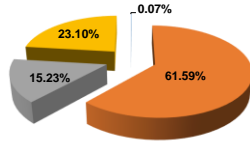
Compliance

Date	Y/N	Description	Sep-17 Comment
Enforcement Event	N	N/A	N/A
Programme Termination Event	N	N/A	N/A
CP Stop Purchase Test	N	N/A	N/A
Liquidity Event of Default	N	N/A	N/A
PWCE Draw	N	N/A	N/A
Pool Concentration Limit Breach	N	N/A	N/A

Industry Distribution

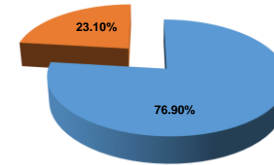
Asset Type	Percentage
Automotives	61.59%
Residential Mortgages	0.07%
Real Estate	15.23%
Transport & Logistics	23.10%

Distribution by Asset Type



■ Residential Mortgages ■ Automobiles ■ Real Estate ■ Transport

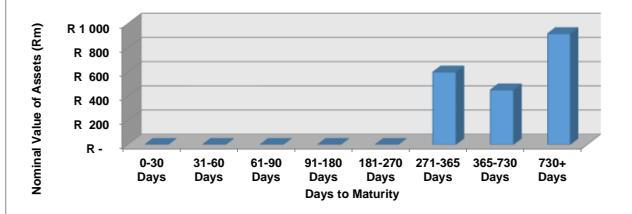
Distribution by Asset Rating



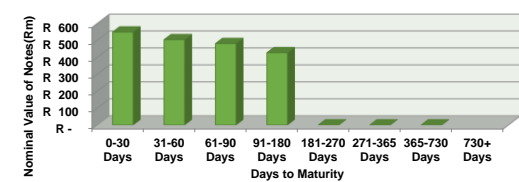
■ Aaa.za ■ Aa1.za

Maturity Analysis

Maturity Analysis of Asset Pools



Maturity Analysis Notes



Please note that all Notes issued in terms of the 2002 Information Memorandum have been redeemed in full and all Notes currently in issue are subject to the terms and condition of the ZAR10,000,000,000 Asset Backed Multi-Seller Note Programme executed on 29 August 2014.

Disclaimer: Whilst all care has been taken by Standard Bank Limited, Reg. No. 1962/000738/06 ("the Bank") in the preparation of the opinions and forecasts and provision of the information contained in this report, the Bank does not make any representations or give any warranties as to their correctness, accuracy or completeness, nor does the Bank assume liability for any losses arising from errors or omissions in the opinions, forecasts or information irrespective of whether there has been any negligence by the Bank, its affiliates or any officers or employees of the Bank, and whether such losses be direct, indirect or consequential.

Other Facilities

Provider N/A
 Credit rating of provider
 Type and purpose of facility

Allocation of funds

Please include a detailed table showing the flow of funds for the reporting period, in accordance with the priority of payments.

	R	
		24 641 010
Interest received	R	
Interest Paid	R	-17 757 685
Net Interest	R	6 883 325

Transaction / Programme Events

Please include a list of all trigger events, the trigger event test, test amount, current level and if a breach has occurred. Please also include any portfolio covenants, early amortisation events, payment suspension events, programme wind down events, etc.

All assets are fully performing. N/A - Standard default of events

Other information

If information on the following is available, please include this in the report: cash reserves, loss analysis, default analysis, arrears breakdown, changes in the asset pool and any other information that would be considered relevant to an investor.

All assets are fully performing. N/A - Standard default of events

Disclaimer: Whilst all care has been taken by Standard Bank Limited, Reg. No. 1962/000738/06 ("the Bank") in the preparation of the opinions and forecasts and provision of the information contained in this report, the Bank does not make any representations or give any warranties as to their correctness, accuracy or completeness, nor does the Bank assume liability for any losses arising from errors or omissions in the opinions, forecasts or information irrespective of whether there has been any negligence by the Bank, its affiliates or any officers or employees of the Bank, and whether such losses be direct, indirect or consequential.